

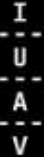
# Guide to pre-enrolment

This guide will show you how pre-enroll to a degree programme after having successfully admitted.

First access the online desk (Spln) at <https://iuav.esse3.cineca.it/Start.do> (change the language from the dropdown menu on the top right) and login with your username and password. If you don't remember your authentication details follow the instructions on [this page](#) to retrieve them.

# Registered users homepage

From the welcome page, select «[Registrar's office](#)»  
from the dropdown menu, and then «[Enrolment](#)».





























Università Iuav di Venezia

**SPORTELLO INTERNET**

## Enroll

On the following pages you can proceed with your enrolment.

Activity	Section	Info	Status
A - Selected Study course			
	Carica la tua foto		
	Type of enrolment application		
	Access type		
	List types of Study Courses		
	Study courses list		
	Study paths list		
	Previous choices summary		
B - Confirm personal data			
	Confirm personal data		
C - Entering or changing Identity Document			
	Summary of Identity Documents		
D - Admission Qualifications			

ita eng


Reserved Area

Logout

Change Password

**Registrar's Office**

- Admission test
- Evaluation test
- State Exams
- Enrolment**
- Certificates
- Study qualification
- Self-certification



# Start your enrolment

Here is a recap of the information you will have to provide.  
Click on «**Enroll**» to start the procedure.

## Enroll

On the following pages you can proceed with your enrolment.

Activity	Section	Info	Status
A - Selected Study course			
	Carica la tua foto		
	Type of enrolment application		
	Access type		
	List types of Study Courses		
	Study courses list		
	Study paths list		
	Previous choices summary		
B - Confirm personal data			
	Confirm personal data		
C - Entering or changing Identity Document			
	Summary of Identity Documents		
D - Admission Qualifications			
	Detail of admission qualifications		
E - Questionnaires required before the enrolment confirmation.			
	Selection of questionnaire to fill		
F - Enrolment			
	Enrollment data		
	Confirm Enrollment Data		
G - In this page you can upload documents			
	Summary attachments		

[Enroll](#)

# Upload your photo

Here you can upload your personal photo on the luav portal.

Make your choice and click «**Forward**».

Your photo is required for your student card to be issued. In order to avoid any delay, please don't skip this passage. If you do, you can access the upload page from this page: [fotoid.iuav.it](http://fotoid.iuav.it)

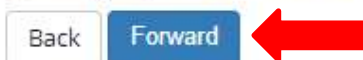


## Upload your photo on luav portal

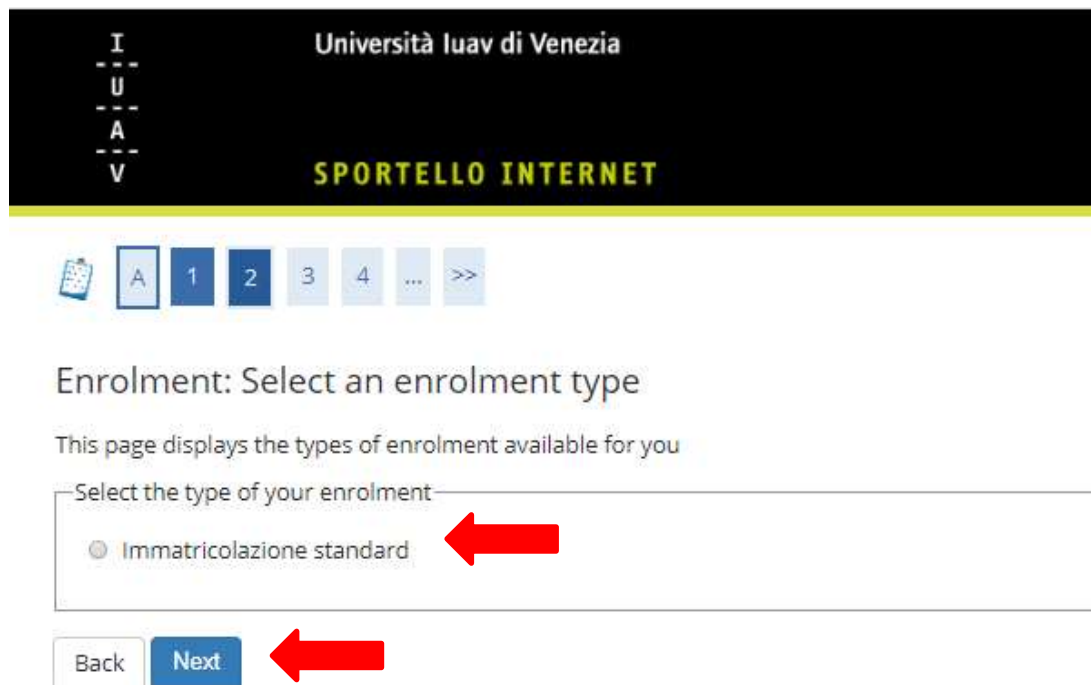
In order to upload your passport/ID photo please use one of the following browsers: Chrome, Mozilla, Firefox and Safari, otherwise the programme will not run.

To upload your ID photo please follow the instructions provided on the IUAV website. You will be asked to enter your login credentials again. You can choose one of the available options to upload your photo: from your Facebook profile, via webcam or browsing on your computer. Your photo shall be in a .jpg format and with a minimum size of 600X600 pixel, but the system will invite you to use the "crop" function in order to adjust it to the required size.

[Upload your photo on the luav fotoid website](#)



# Select a type of enrolment and an access modality



Universit  luav di Venezia  
SPORTELLO INTERNET

1 2 3 4 ... >>

Enrolment: Select an enrolment type

This page displays the types of enrolment available for you

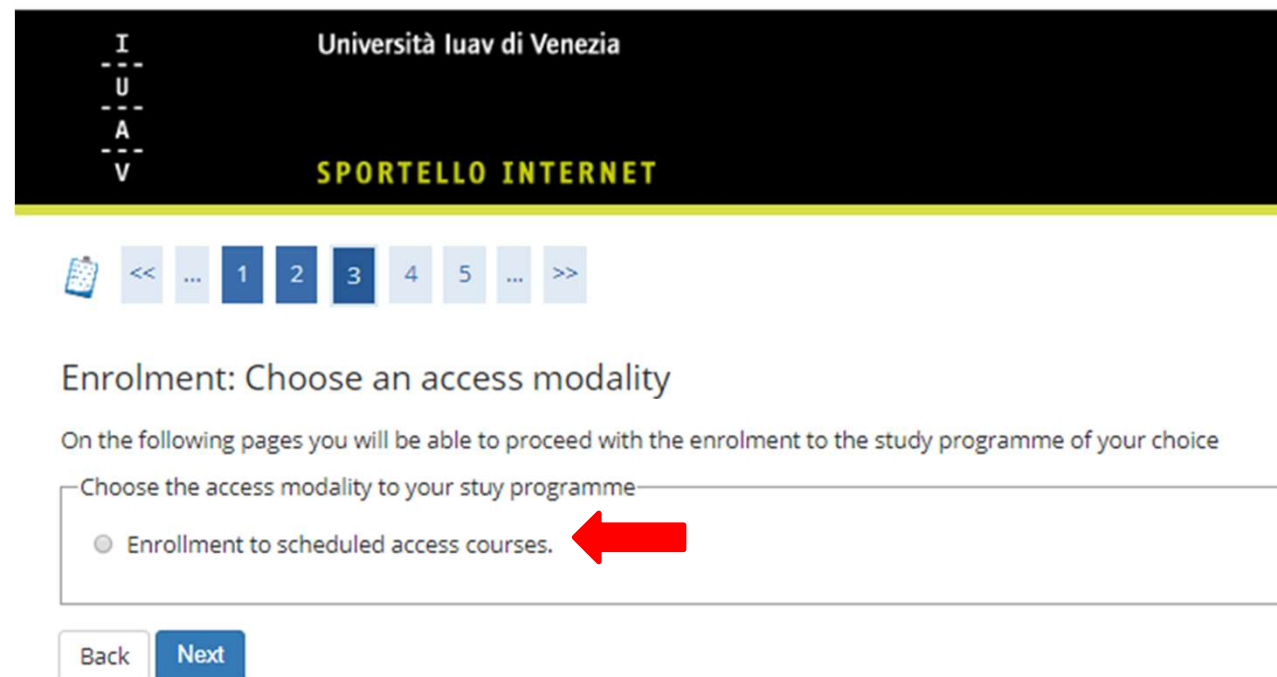
Select the type of your enrolment

Immatricolazione standard

Back Next

**On the next page, select an access modality from those available.**

**Select a type of enrolment among those available and click on «Next».**



Universit  luav di Venezia  
SPORTELLO INTERNET

1 2 3 4 5 ... >>

Enrolment: Choose an access modality

On the following pages you will be able to proceed with the enrolment to the study programme of your choice

Choose the access modality to your stuy programme

Enrollment to scheduled access courses.

Back Next

# Choose study programme type and a study programme

Here you must select the type of your study programme (undergraduate or graduate).



## Enrolment: Choose a study programme

Here you can see a list of study programmes open for enrolment.

Choose your study programme

Department	
Architecture and Arts	<input type="radio"/> ARCHITECTURE [non-EU]



## Enrolment: Choose a study programme type

Here you can see several types of study programmes for which you can apply.

Choose a study programme type

Post Italian university reformation\*
  Graduate Degree Course




On the next page, select the study programme you wish to enroll to.



# Confirm your previous choices

Here is a recap of your study programme's details. If everything is correct click on «**Confirm**», otherwise go back to change the information.



## Confirm your study programme

This page recaps the choices you have made in the previous pages. If everything is correct click "Confirm", otherwise go back in order to edit the information.

### Study programme

Type of enrolment application	Immatricolazione standard
Department	Architecture and Arts
Type of educational qualification	Second level degree
Type of course of study	Graduate Degree Course
Academic year	2020/2021
Study Course	ARCHITECTURE
Study Course Sorting	



# Recap of personal details

On this page is a recap of your personal information. If everything is correct click on «**Confirm**».

## Personal details

In this page you can see your personal information, permanent and temporary address and contact details. By clicking on "change" on each section, you will be able to edit the information .


### Permanent/legal address

Country		
City not listed		
ZIP Code		
District		
Address		
Street no.		
Date (even tentative) on which you started residing at your permanent/legal address		
Phone number		
Current/temporary address is the same as permanent/legal address		

 [Change your permanent address details](#) Use this link to change your permanent address details

### Contact details

Email address		
Fax number		
Mobile phone number		
Phone company		
I consent to the handling of my Personal details pursuant to art. 7 of Leg. decree no. 196 of 30 June 2003		
I authorize the transmission of my personal data for university-related purposes.		
I authorize the circulation of my personal data for university-related purposes.		
I give my permission to send me informative emails about events and presentations regarding luav.		

 [Change Contacts](#) Use the link to edit Contacts

Back


Confirm






# Confirm your ID

Here you can confirm or edit the details of the ID you previously entered.




Università Iuav di Venezia  
**SPORTELLO INTERNET**



### IDs

Here you can enter an ID and view those you previously entered

IDs entered

Type of document	Number	Issuing authority	Release date	Expiration date	Status	Attachments	Actions
Passport	<input type="text"/>					No	 

# Enrolment details

Here you can insert the details of your enrolment at luav.

In the second box you will be asked to insert the date of your first enrolment to the Italian university system. If this is your first enrolment, enter the current date and choose «[Università luav di Venezia](#)» below.

If you previously studies at another Italian university, enter the date of enrolment in the previous institution and the name of the institution.

## Enrolment: Enrolment Data

On this page additional enrolment details are required

Type of enrolment	
Type:*	Immatricolazione standard
Details of your first enrolment in the Italian university system	
Academic year:*	2020/2021
Date in which you first enrolled to the Italian university system in any University (if this is your first enrolment, enter the current date)*	06/05/2020 (dd/mm/yyyy)
University of first enrollment in the university system:*	Università IUAV di Venezia
Additional details	
Home university:*	University IUAV of Venice
Administrative category:	non-EU
Teaching type:*	Conventional
Disabilities:*	<input type="radio"/> Yes <input checked="" type="radio"/> No

[Back](#) [Next](#)

# Recap

Here you will find a recap of all your previous choices. If everything is correct, proceed with the «Confirm» button, otherwise go back to edit the information.

## Confirms previous choices

This page recaps all your previous choices. If correct, proceed with the confirmation, otherwise use the "Back" button to make the changes.

### Enrollment details

Academic year	2020/2021
Department	Architecture and Arts
Type of educational qualification	Second level degree
Study course's type	Graduate Degree Course
Type of enrolment application	Immatricolazione standard
Study Course	ARCHITECTURE
Study Course Sorting	ARCHITECTURE

### Details of first enrolment in the Italian University system

Academic year of first enrolment to the Italian University system	2020/2021
University of first enrolment to the Italian university system	Università IUAV di Venezia

### Additional enrolment details

Administrative category	non-EU
Teaching	Conventional
Home university	University IUAV of Venice

Back **Confirm** 

# Attachments page

On this page you can upload additional attachments, if required.

If none are required and you do not wish to upload any, proceed with «[Next](#)».

I  
U  
A  
V

Università Iuav di Venezia

**SPORTELLO INTERNET**

### Attachments to enrolment form

You will need to upload here all required documents. If you can not find any detail in the attachment's list select "Next"

List of attachments

**Attachments**

You did not upload any attachment

[Enter Attachment](#)

[Indietro](#) [Next](#)


[Home](#) [University](#) [Headquarter](#) [Library](#) [Courses](#) [Iuav diary](#)

# Final recap

This page recaps all the details of your pre-enrolment.

Please use «[Print enrolment form](#)» to save the enrolment form we will request for your final enrolment and keep it safe.

You can now «[Check your payments](#)» and pay the first instalment of the enrolment fee.



## Enrolment

On this page are the details entered during the enrolment procedure. If all the details are correct, you can proceed to view and print the enrolment form.

### Enrolment details

Academic year	2020
Department	Architecture and Arts
Type of educational qualification	Second level degree
Type of study programme	Graduate Degree Course
Type of enrollment	Immatricolazione standard
Study programme	ARCHITECTURE
Study programme category	ARCHITECTURE

### Details of your enrolment to the Italian university system

Year of your first enrolment to the Italian university system	2020/2021
Date of your first enrolment to the Italian university system	06/05/2020
University in which you first enrolled to the Italian university system	Università IUAV di Venezia

